





# alphabet match

Help your little one practice matching.  
Print out this letter token mat and slip

it into a gallon-sized zip bag to make it more durable. Point to a letter on the mat and encourage your child to find and place the matching token on top. Start with a few tokens and work your way up to all 26!



# food match

Help your little one practice matching. Print out this food token mat and slip it into a gallon-sized zip bag to make it more durable. Point to a food image on the mat and encourage your child to find and place the matching token on top. Start with a few tokens and work your way up to all 26!

**\*tip\*** Pair this activity with your board book for more matching practice. Each time Kellan eats a letter in the story, find the token that matches the picture in the book.

