

Name(s): \_\_\_\_\_

Date: \_\_\_\_\_

# Board Game Design Challenge


Create a board game using your claw! Players have to **use their claw to move three tokens across the board and stack them**. If the tokens fall over, they have to put their tokens back and give up their turn.

## Follow these steps:

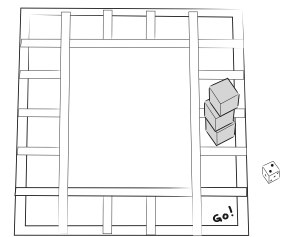
1. Use tape to create your board game on the floor, like the picture. How do you play?
2. Roll a die. Use your claw to move and stack the tokens that many spaces.
3. If you knock over the stack, you have to move the tokens back and give up your turn.

1. Use tape to create your board game on the floor, like the picture.

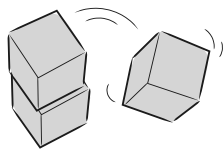
*You can add more obstacles and decorate!*



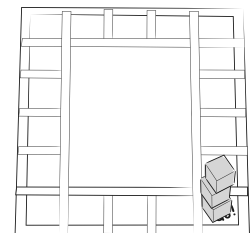
2. Roll a die. Use your claw to move and stack the tokens that many spaces.



3. If you knock over the stack, move the tokens back to where you started your turn. Roll again next time.



4. First player to go all the way around wins!



### Get creative!

What obstacles can you add to make your game harder?



Try adding:

- Squares with special rules, like "Roll again if you land here!"
- Obstacles to lift your tokens over
- Ramps to slide your tokens down

Use what's in your crate or classroom to keep gaming!