

MAKE YOUR OWN Flipbook Movie

Flipbooks are a fun low-tech way to create your own little movies. The pages of a flipbook act just like frames of an animated movie. Give it a try with the cut-outs on the next pages!

What you'll need



flipbook frames



scissors



binder clip




Step 1

Cut out the frames along the dotted lines.



Step 2

Place the frames in order.



Step 3

Clip the frames together with a binder clip.




Step 4

Flip through and watch the character dance!

























Flipbooks were first patented in 1868, not long before the first movies were created. They were the first form of animation to use images that appear one after another in a line, rather than spinning in a circle like a zoetrope. At the time, flipbooks were called *kineographs*, or "moving pictures."

How to draw your own
























1. Cut out the blank frames and arrange in order.
2. Draw your character. Use the dotted lines as a guide to make sure the character is in the same spot on each frame.
3. Make small changes in position between each frame.
4. Clip the frames together and flip through to see your drawings dance.



Cut-out Flipbook Frames

1		2		3	
4		5		6	
7		8		9	
10		11		12	
13		14		15	
16		17		18	
19		20		21	
22		23		24	

Draw Your Own Frames

22		23		24	
19		20		21	
16		17		18	
13		14		15	
10		11		12	
7		8		9	
4		5		6	
1		2		3	