

do it
yourself

binoculars



what you'll need



3 toilet paper tubes



scissors



yarn or string




glue



stickers

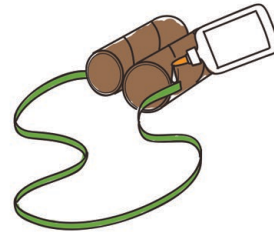


1




Glue two toilet paper tubes together. Or use two rubber bands to hold them together without glue.

2



Cut a long piece of string and glue the ends to the sides of the tubes. Or poke holes in the tubes and tie the string on.

3



Cut the other toilet paper tube in half. Fit the cut tube over the other tubes and glue it in place. Let dry.

4



Decorate your binoculars with stickers. Now it's time to go outside and explore!

**Grownups only!**

You can use a hot glue gun instead of white glue for faster drying time.