


do it yourself hatching egg

what you'll need



paper



scissors



markers




tape



clothespin

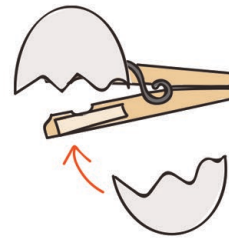


1




Cut out and color two halves of an egg and a baby bird.

2



Tape the two halves of the egg to the clothespin.

3



Tape the baby bird to the back of the clothespin.

4



Open the clothespin to make the baby bird hatch!

did you know?

Mother birds lay eggs. The baby bird grows and grows inside the egg until it's strong enough to pop out.